

## Confair Folding Table instructions

### Unfolding the table

1. Unlock all castors and make sure all table connectors are released.

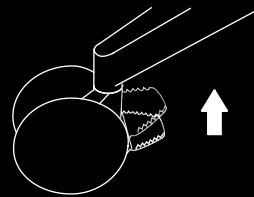
2. Stand facing the table (as shown to the right) with hands on both sides of the table top and push outwards.

3. Continue to push outwards as frame unfolds.

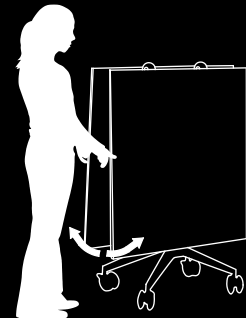
4. Support the table top as the frame unfolds and both edges of the top join.

5. Castors can be locked once the table is in the desired position.

1.



2.



3.



4.



### Folding the table

1. Unlock all castors and make sure all table connectors are released.

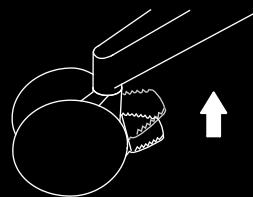
2. Stand facing the table (as shown to the right) and push the table top up on both halves.

3. Once the table tops are approximately at a 45 degree angle and begin to push inwards.

4. Hold on to the table until the frame has completely folded.

5. Castors can be locked once the table is in the desired position.

1.




2.



3.



4.

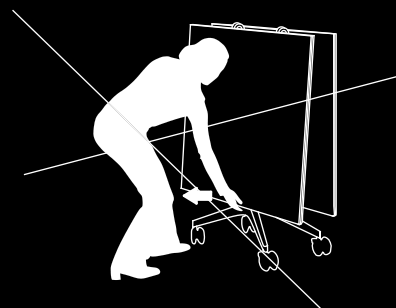


### DO NOT...

1. Pull the table from one side, as this will cause the table to pivot on the back set of castors and tip over.

2. Let go of the table when the table tops are at a 45 degree angle

1.



2.

